

Weekly highlights

Goods exports up by 20.4% y/y in Apr-23

In Apr-23, goods exports growth moderated, up by 20.4% y/y to US\$ 500.7mn, after a 32.9% y/y growth in previous month. Imports growth slowed to 9.8% y/y to US\$ 1.1bn in April, after growing by 36.1% y/y in March. As a result, the trade deficit increased by 2.2% y/y to US\$ 589.9mn, after a 38.6% y/y growth in March. The top 5 exported commodities were cars (+393.8% y/y), copper (-43.5% y/y), wine (+51.6% y/y), fertilizers (-71.2% y/y) and spirits (+130.0% y/y) in Apr-23. A 15.1% of exports were directed to the EU (+14.2% y/y), 65.3% to the CIS (+105.6% y/y) and 19.5% to other countries (-48.5% y/y). The top 5 imports were cars (+8.8% y/y), petroleum (-28.2% y/y), pharmaceuticals (+7.2% y/y), copper (-20.5% y/y) and telephones (+53.8% y/y) in Apr-23. Overall, in 4M23, trade deficit increased by 19.4% y/y to US\$ 2.6bn, as exports increased by 23.6% y/y to US\$ 2.0bn, while imports were up by 21.2% y/y to US\$ 4.5bn.

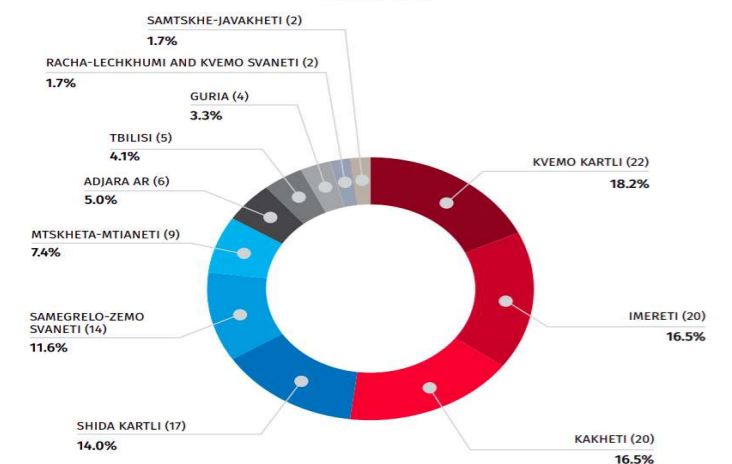
Exchange rate

As a result of May 29th, the value of one dollar became 2.5823 GEL and the value of one euro became 2.7664 GEL.

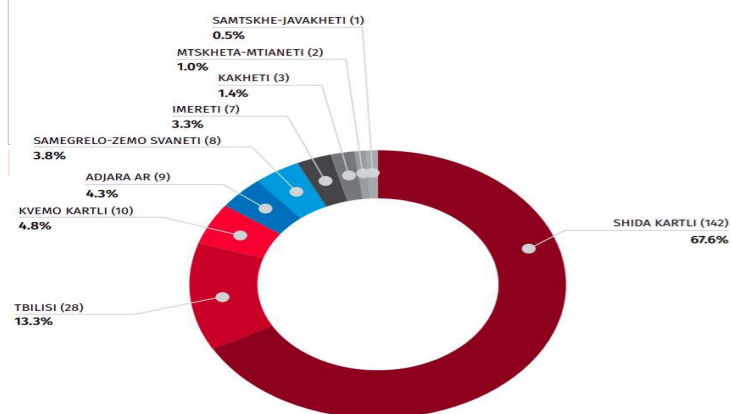
Livestock Slaughterhouses, Elevators and Cold Storage Facilities Q1 2023

The total number of active livestock and poultry slaughterhouses in Georgia in the I quarter of 2023 were 121, of which 18.2 percent were located in Kvemo Kartli region, 16.5 percent in Kakheti region, 16.5 percent in Imereti region, 14.0 percent in Shida Kartli region, 11.6 percent in Samegrelo-Zemo Svaneti region and remained 23.1 percent in other regions:

ACTIVE LIVESTOCK AND POULTRY SLAUGHTERHOUSES IN GEORGIA BY REGIONS, I QUARTER, 2023



ACTIVE COLD STORAGE FACILITIES IN GEORGIA BY REGIONS, I QUARTER, 2023

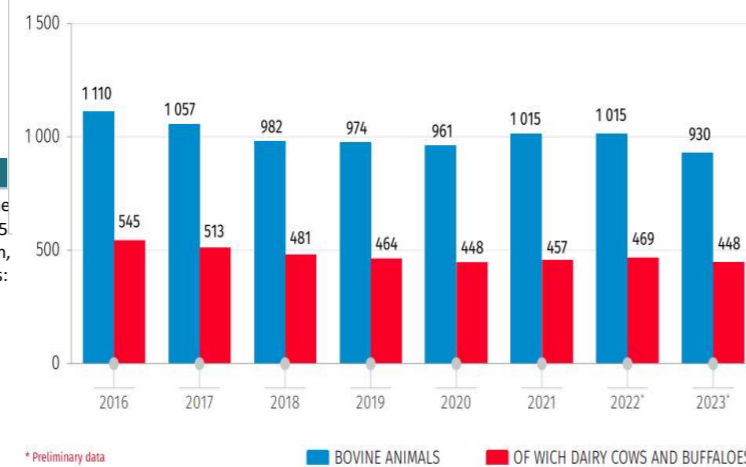


Agriculture of Georgia 2023, Q1

According to the preliminary data, at the end of the I quarter of 2023 the number of bovine animals decreased by 8.4 percent compared to the I quarter of 2022 and reached 929.8 thousand heads. Of which, the total number of dairy cows and buffaloes equaled 448.2 thousand heads, which is 4.3 percent less than the same indicator of the previous year. The number of pigs equaled to 159.5 thousand heads which is 6.3 percent less than at the same period of the previous year. The number of poultry decreased by 10.5 percent compared to the same period of the previous year and equaled 9.2 million heads.

The charts below present the number of bovine animals, sheep and goats, pigs and poultry by the end of the I quarter of 2016-2023.

NUMBER OF BOVINE ANIMALS BY THE END OF THE FIRST QUARTER OF 2016-2023 (THS. HEADS)



* Preliminary data

Bioproduction Promotion Program

Filled application form should be sent to the e-mail address of the agency document@rda.gov.ge together with the documentation to be submitted. Also, you can present it to the employee of the clerical office of the administrative department and/or to the employee of the relevant regional service of the Regional Relations Department, in a material form.

Program Goal and Objective
The goal of the bioproduction promotion program is to support bioproduction to ensure the growth of production of bioproducts.

The objective of the program is to provide financial support to potential beneficiaries who wish to start bioproduction.

Program Implementer
The program is implemented by the Rural Development Agency.

The program implementation is coordinated by the Ministry of Environmental Protection and Agriculture of Georgia.

Program Purposes
The program envisages compensation for the following purposes during the conversion period:
Bioproduction certification;
Consulting services;
Purchase of organic fertilizers and/or biopreparations against pests and diseases allowed for the use in organic farming;
Purchase of the medical biopreparations for bees and the bio honeycomb;
Services related to the laboratory analysis of honey and wax.

Geographical Area of the Program
This program covers all municipalities and self-governing cities of Georgia.

for more information visit www.rda.gov.ge

In the I quarter of 2023 the number of active cold storage facilities in Georgia was 210 and most of them were located in Shida Kartli region (67.6 percent). Active cold storage facilities were also located in Tbilisi (13.3 percent), Kvemo Kartli region (4.8 percent), Adjara AR (4.3 percent), Samegrelo-Zemo Svaneti region (3.8 percent), Imereti region (3.3 percent), Kakheti (1.4 percent), Mtskheta-Mtianeti region (1.0 percent) and Samtskhe-Javakheti region (0.5 percent).

For more information: <https://www.geostat.ge/en/single-news/2830/survey-results-for-livestock-slaughterhouses-elevators-and-cold-storage-facilities-i-quarter-2023>

Agricultural commodities

Grains

INDEX	UNITS	PRICE	CHANGE	%CHANGE	CONTRACT	TIME (EDT)
C1:COM Corn (CBOT)	USD/bu	604.00	+13.25	+2.24%	Jul 2023	5/26/2023
W1:COM Wheat (CBOT)	USD/bu	616.00	+11.75	+1.94%	Jul 2023	5/26/2023
O1:COM Oats (CBOT)	USD/bu	343.50	+7.50	+2.23%	Jul 2023	5/26/2023
RR1:COM Rough Rice (CBOT)	USD/cwt	14.72	+0.05	+0.34%	Sep 2023	5/26/2023
S1:COM Soybean (CBOT)	USD/bu	1,337.25	+13.25	+1.00%	Jul 2023	5/26/2023
SM1:COM Soybean Meal (CBOT)	USD/T	402.20	+5.00	+1.26%	Jul 2023	5/26/2023
BO1:COM Soybean Oil (CBOT)	USD/lb	48.82	+0.30	+0.62%	Jul 2023	5/26/2023
RS1:COM Canola (ICE)	CAD/MT	653.90	-4.90	-0.74%	Nov 2023	2:19 PM

Softs

INDEX	UNITS	PRICE	CHANGE	%CHANGE	CONTRACT	TIME (EDT)
CC1:COM Cocoa (ICE)	USD/MT	2,991.00	-26.00	-0.86%	Jul 2023	5/26/2023
KC1:COM Coffee 'C' (ICE)	USD/lb	181.60	-10	-0.60%	Jul 2023	5/26/2023
SB1:COM Sugar #11 (ICE)	USD/lb	25.37	+0.54	+2.17%	Jul 2023	5/26/2023
JO1:COM Orange Juice (ICE)	USD/lb	291.95	+1.45	+0.50%	Jul 2023	5/26/2023
CT1:COM Cotton #2 (ICE)	USD/lb	80.54	+2.04	+2.60%	Dec 2023	5/26/2023
OL1:COM Wool (ASX)	--	--	--	--	N/A	--
LB1:COM Lumber (CME)	USD/1000 board feet	--	--	--	N/A	--
OR1:COM Rubber (Singapore)	USD/kg	132.60	0.00	0.00%	Aug 2023	5:59 AM
DL1:COM Ethanol (CBOT)	USD/gal	2.16	0.00	0.00%	Jun 2023	5/26/2023

Livestock

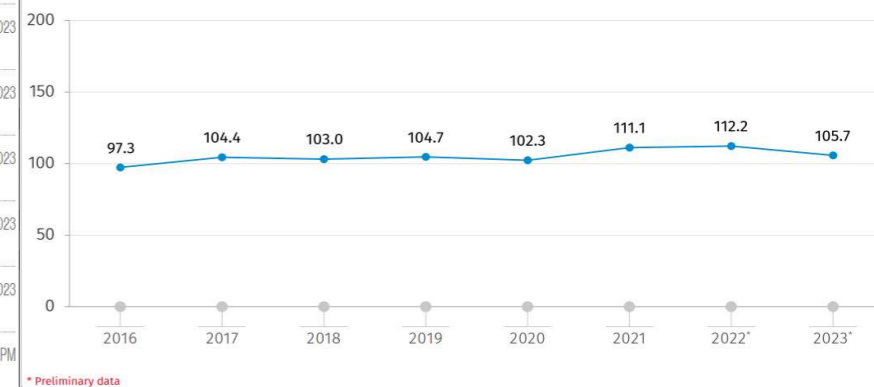
INDEX	UNITS	PRICE	CHANGE	%CHANGE	CONTRACT	TIME (EDT)
LC1:COM Live Cattle (CME)	USD/lb	165.18	+0.40	+0.24%	Aug 2023	5/26/2023
FC1:COM Feeder Cattle (CME)	USD/lb	233.93	-0.77	-0.33%	Aug 2023	5/26/2023
LH1:COM Lean Hogs (CME)	USD/lb	74.78	-2.47	-3.20%	Jul 2023	5/26/2023

Agriculture of Georgia 2023, Q1

According to the preliminary data, in the I quarter of 2023 milk production decreased by 5.8 percent compared to the same period of the previous year and amounted to 105.7 million litres. Meat production increased by 8.4 percent from the same period of the previous year and equaled 18.1 thousand tons. In the I quarter of 2023 egg production amounted to 169.9 million pieces which is 2.7 percent more than in the same period of the previous year.

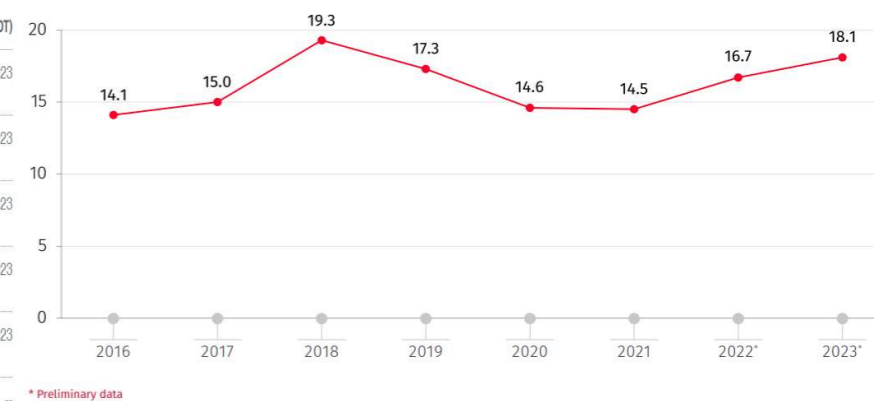
The diagrams below present the volume of livestock products produced in the I quarter of 2016- 2023.

MILK PRODUCTION IN THE FIRST QUARTER OF 2016-2023 (MILL. LITRES)



* Preliminary data

MEAT PRODUCTION IN THE FIRST QUARTER OF 2016-2023 (THS. TONS)



* Preliminary data

"We will get 50 tons of strawberries this year" - "Plantveli" farm

Strawberry farm "Plantveli" is expecting a bountiful harvest this year. The founder of the company, Manana Anjaparidze, told BM.GE that in 2022, the farm started working on growing strawberries in the closed ground and saw very good results. Therefore, the producers expect a better rate of yield this year.

"Last year we experimentally tested different varieties of strawberries and we got 30 tons of strawberries per hectare, this year we take full responsibility that we will get 50 tons," says Manana Anjaparidze.

According to the farmer, production is fully sold in the local market and the product belongs to a relatively high-price category. Speaking about the future plans of "Plantveli", its founder notes that it is planned to build a small storage-processing enterprise, for which the company participates in the state program "Plant the Future". After the increase of the farm, the export of strawberries is considered, both in the form of live and processed products.

"Plantveli" is located in Nataktari, Mtskheta-Mtianeti municipality. Unlike a standard greenhouse, the Italian tunnel system, a semi-open structure that does not require heating and cooling, is implemented here. The farm planted on 1.2 ha will increase to 2 ha in a few months. The initial investment of "Plantveli" in 2018 was \$0.5 million, which the farm increased several times, including with the help of available agro-loans.

For more : <https://bm.ge/ka/article/wels-50-tona-marwyvs-mivigebt---meurneoba-plantveli/134300/>

LLC GH Agri

Website: <https://www.ghagri.net/>

Facebook: <https://www.facebook.com/ghagri/>

Email: Mariam.burdiladze@lilceholding.org; Irakli.gogiberidze@lilceholding.org

